

Open Payments Snapshot:

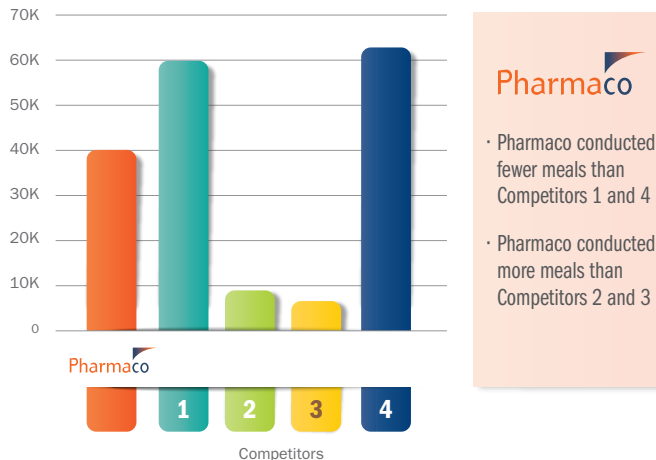
How does your data compare?

- > Do your top speakers and investigators receive payments for other products?
- > Do you know how much you spend on meals compared to your competitors?
- > What's the industry average?

If you can't answer these simple questions, you need better transparency into how your data fits into the larger industry landscape. We analyze publicly available data from CMS to provide you with a custom snapshot of your Sunshine Act submission. Quickly and easily identify how your organization compares to your competitors and the industry on the most critical data factors.

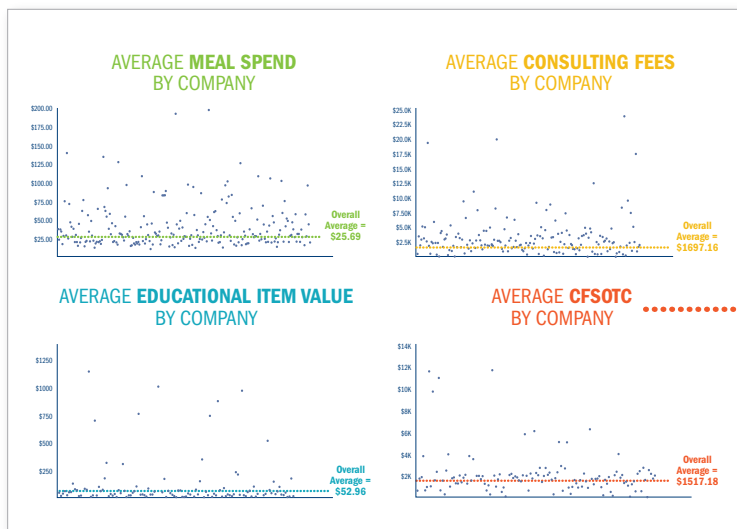
Our data snapshot is presented in an easy to read format—a custom designed presentation or your own template—ready for distribution to your Board, Senior Management team, and other executives.

Pharmaco had ≈40,000 meals with physicians in 2014

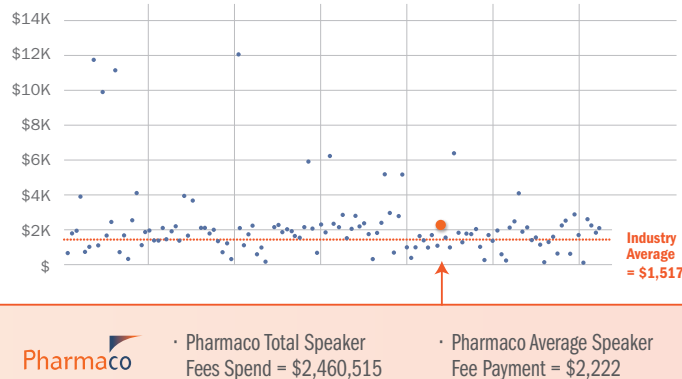


- Compare your average speaking fees/consulting fees to your competitors and the industry
- Identify spend of your top ten specialties compared with averages across the industry
- View your average spend by nature for a specific product to your competitors' average by product
- Compare the total number of meals by product against competitor products

Use our expertise, resources, and time to help you gain critical insights into your data. Knowledge is power, and time is precious.



Pharmaco's average speaker fee was ≈50% above the industry average



Let us crunch the data so you don't have to.

Call us at 703-430-5944 or visit www.potomacriverpartners.com